

English



COVID19INDIA



Search your city, resources, etc



19 May, 03:13 PM IST

Confirmed

[+1,846]

1,02,174



Active

59,412



Recovered

[+312]

39,589



Deceased

[+11]

3,167

Compiled from State Govt. numbers, [know more!](#)District zones as published by MoHFW, [source](#)

State/UT	confirmed	active	recovered	deaths
> Maharashtra	35,058	25,372	8,437	1,249
> Tamil Nadu	11,760	7,272	4,406	82
> Gujarat	11,746	6,248	4,804	694
> Delhi	↑500 10,554	5,638	↑265 4,750	↑6 166
> Rajasthan	↑250 5,757	2,386	↑14 3,232	↑1 139
> Madhya Pradesh	5,236	2,549	2,435	252

State/UT	confirmed	▼ active	recovered	deaths
> Uttar Pradesh	4,605	1,704	2,783	118
> West Bengal ⓘ	2,825	1,575	1,006	244
> Andhra Pradesh ⓘ	2,432	830	1,552	50
> Punjab ⓘ	1,980	396	1,547	37
> Telangana	1,592	556	1,002	34
> Bihar	↑19 1,442	916	517	9
> Karnataka ⓘ	↑127 1,373	802	530	↑3 40
> Jammu and Kashmir	1,289	665	609	15
> Odisha	↑102 978	666	↑30 307	↑1 5
> Haryana	↑14 942	327	↑3 601	14
> State Unassigned ⓘ	↑814 814	814	0	0
> Kerala ⓘ	631	130	497	4
> Jharkhand	228	98	127	3
> Chandigarh	196	139	54	3
> Tripura ⓘ	165	76	89	0
> Assam ⓘ	↑20 136	88	42	4
> Uttarakhand	96	43	52	1
> Chhattisgarh	95	36	59	0
> Himachal Pradesh ⓘ	90	42	42	3
> Ladakh	43	0	43	0
> Goa	38	31	7	0

State/UT	confirmed	▼ active	recovered	deaths
> Andaman and Nicobar Islands	33	0	33	0
> Puducherry	17	8	9	0
> Meghalaya	13	0	12	1
> Manipur	7	5	2	0
> Mizoram	1	0	1	0
> Arunachal Pradesh	1	0	1	0
> Dadra and Nagar Haveli and Daman and Diu	1	0	1	0
Total	↑1846 1,02,174	59,412	↑312 39,589	↑11 3,167

34 States/UTS Affected



India Map

Hover over a state/UT for more details

Confirmed
1,02,174
+1,846

Active
59,412

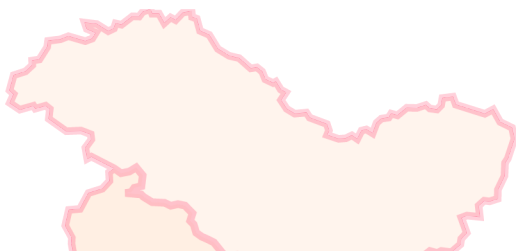
Recovered
39,589
+312

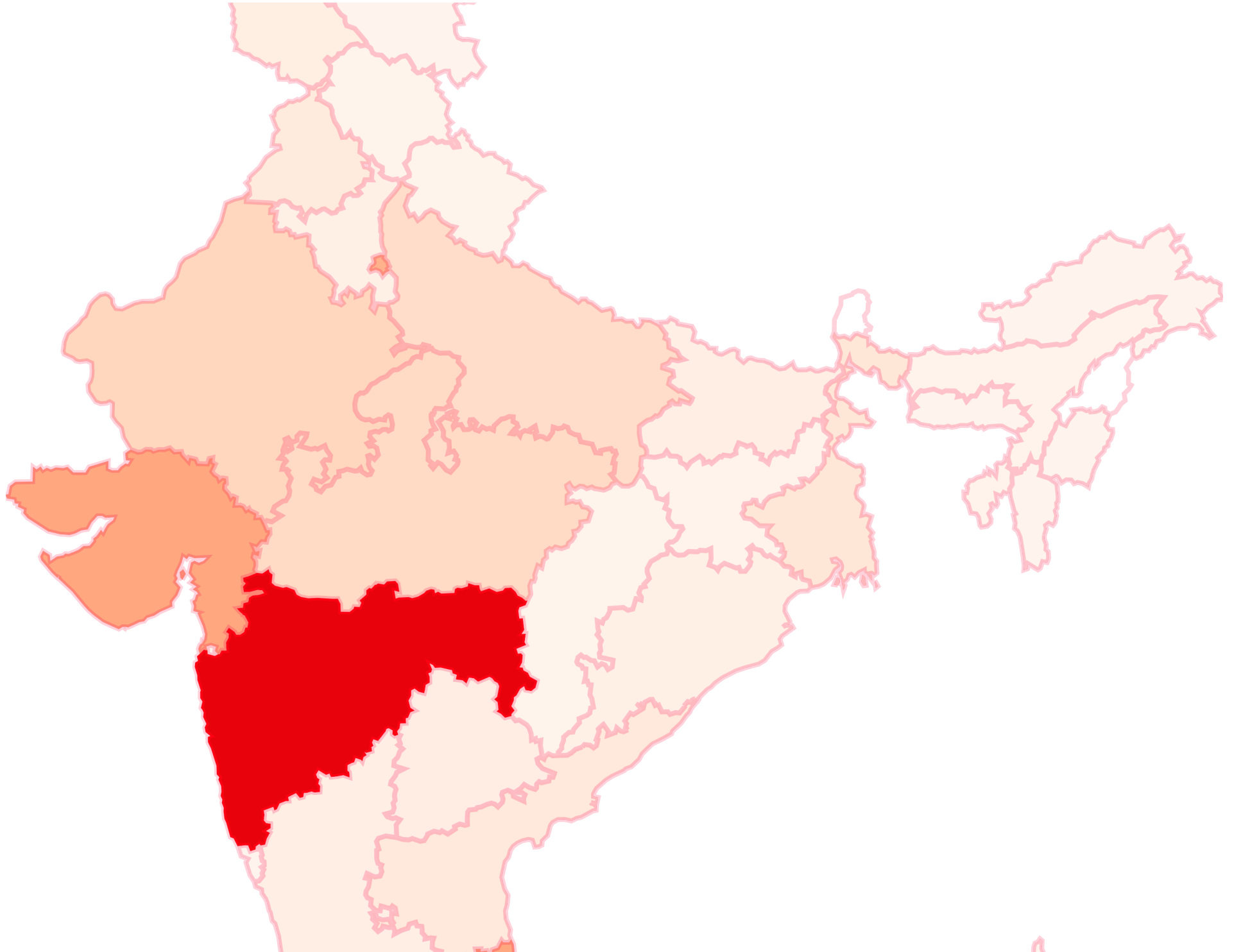
Deceased
3,167
+11

Tested
24,04,267
As of 19 May

**Total**

Last updated
about 1 hour ago







Total Cases **Cases per million[†]** **Hotspots** **Zones**

† Based on 2019 population projection by NCP [source]


Spread Trends



Cumulative **Daily**

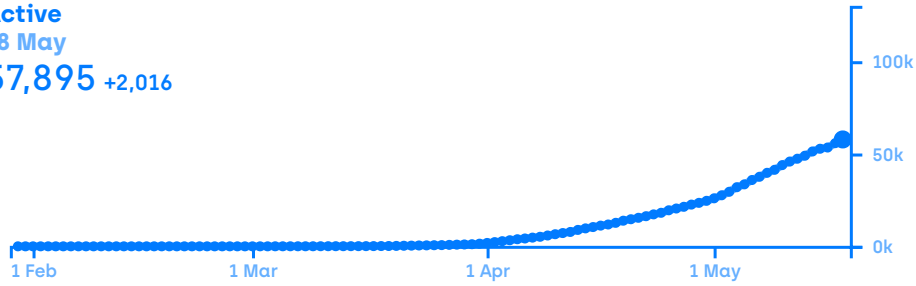
Scale Modes Uniform Logarithmic

All States




1 Feb 1 Mar 1 Apr 1 May


Active
18 May
57,895 +2,016



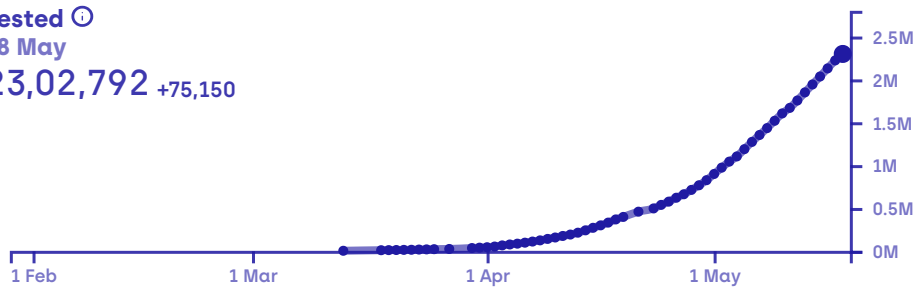
Recovered
18 May
39,277 +2,482



Deceased
18 May
3,155 +131




Tested ☺
18 May
23,02,792 +75,150



Beginning

1 Month

2 Weeks

 Tested chart is independent of uniform scaling

We stand with everyone fighting on the frontlines

COVID19INDIA

OPEN SOURCED ON
GITHUB



CROWDSOURCED
PATIENT DATABASE



VIEW UPDATES ON
TWITTER



JOIN TELEGRAM TO
COLLABORATE!