



English

COVID19INDIA



Search your city, resources, etc

16 Jun, 7:36 AM IST  

Confirmed

+7

3,43,051



Active

1,52,772



Recovered



1,80,320








Deceased









9,915



Compiled from State Govt. numbers, know more!

State/UT		C	A	R	D
Maharashtra		1,10,744	50,554	56,049	4,128
Tamil Nadu		46,504	20,681	25,344	479
Delhi		42,829	25,002	16,427	1,400
Gujarat		24,104	5,926	16,672	1,506
Uttar Pradesh		14,091	5,064	8,610	417
Rajasthan		12,981	2,895	9,785	301
West Bengal		11,494	5,515	5,494	485
Madhya Pradesh		10,935	2,567	7,903	465
Haryana		7,722	4,057	3,565	100
Karnataka		7,213	2,982	4,140	88
Unassigned		6,972	6,972	0	0
Bihar		6,662	2,398	4,226	38

Andhra Pradesh		6,456	2,985	3,385	86
Jammu and Kashmir		5,202	2,536	2,604	62
Telangana		5,193	2,240	2,766	187
Assam		4,310	2,093	2,206	8
Odisha		4,055	1,187	2,854	14
Punjab		3,267	753	2,443	71
Kerala		2,544	1,348	1,174	21
Uttarakhand		1,845	619	1,189	24
Jharkhand		1,793	784	1,000	9
Chhattisgarh		1,706	867	833	6
Tripura		1,089	655	433	1
Goa		592	507	85	0
Himachal Pradesh		556	196	342	7
Ladakh		555	472	82	1
Manipur		490	339	151	0
Chandigarh		357	50	301	6
Puducherry		202	103	95	4
Nagaland		177	89	88	0
Mizoram		↑4 121	120	1	0
Arunachal Pradesh		95	88	7	0
Sikkim		68	63	5	0
Andaman and Nicobar Islands		↑3 44	11	33	0
Meghalaya		44	17	26	1
Dadra and Nagar Haveli and Daman and Diu		39	37	2	0

Total	3,43,051 ^{↑7}	1,52,772	1,80,320	9,915
--------------	------------------------	----------	----------	-------



India Map

Hover over a state/UT for more details

Confirmed
3,43,051
+7

Active
1,52,772

Recovered
1,80,320

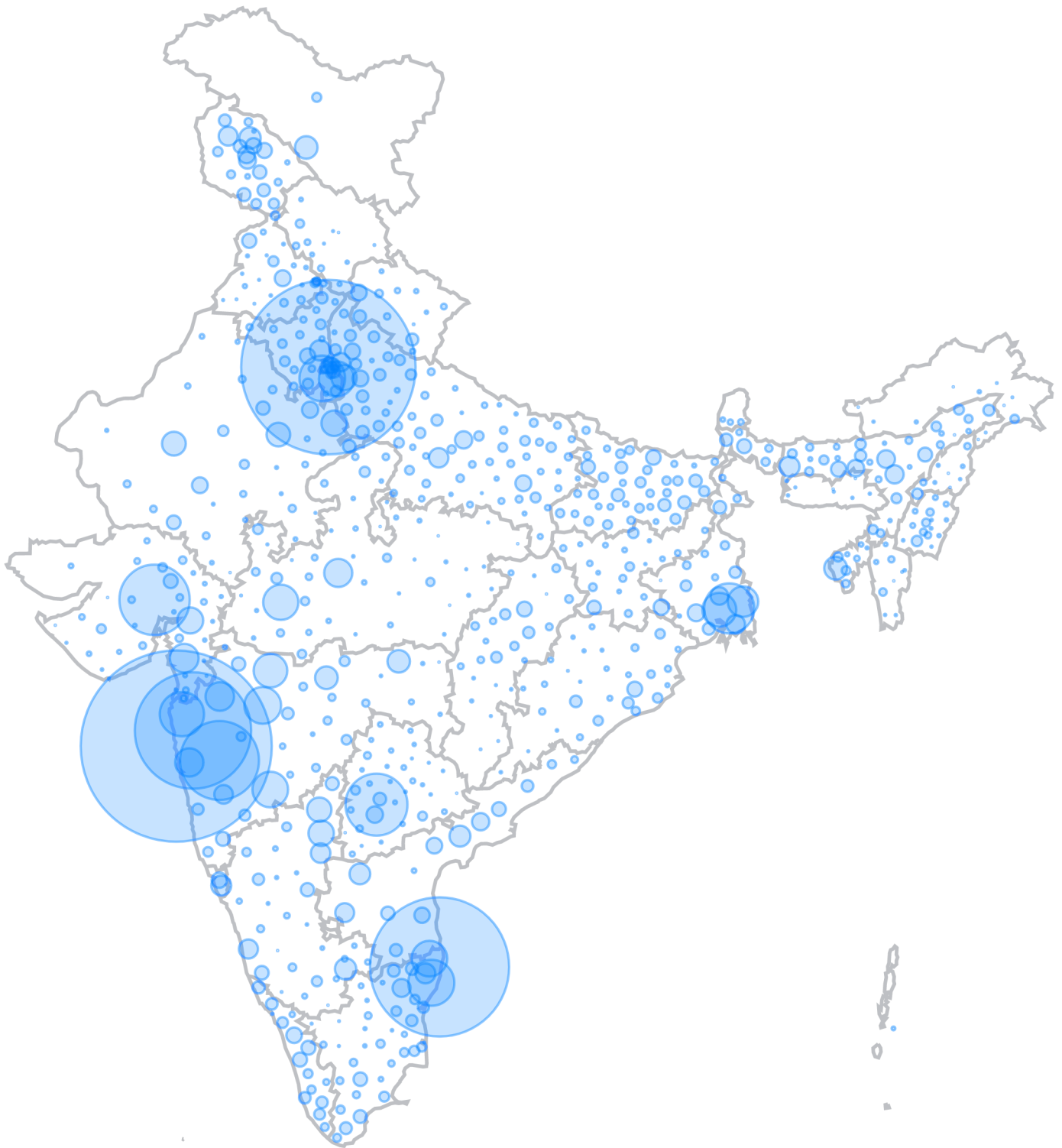
Deceased
9,915

Tested
57,74,133
As of 15 Jun



Total

Last updated
28 minutes ago



Total **Per million[†]** **Hotspots**

† Based on 2019 population projection by NCP, see [source](#)



Spread Trends

Cumulative

Daily

Scale Modes

Uniform

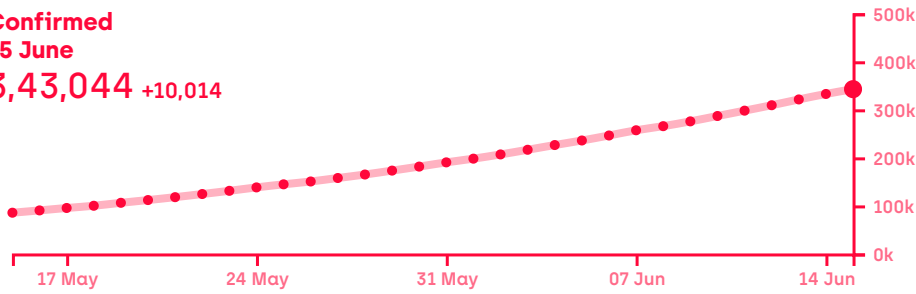
Logarithmic

All States

Confirmed

15 June

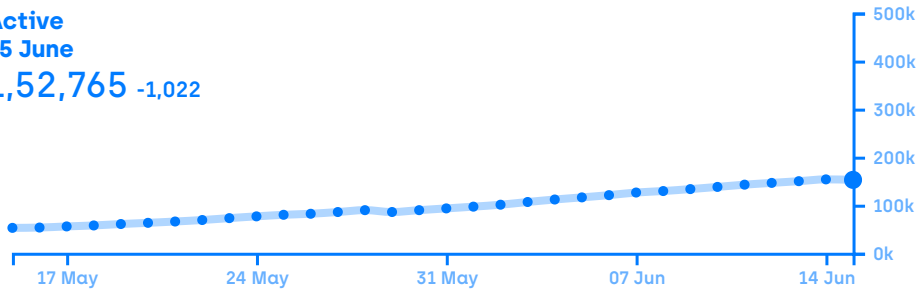
3,43,044 +10,014



Active

15 June


1,52,765 -1,022



Recovered

15 June


1,80,320 +10,637



Deceased

15 June


9,915 +396



Tested

15 June

57,74,133 +1,15,519





Beginning

1 Month

2 Weeks

ⓘ Tested chart is independent of uniform scaling

We stand with everyone fighting on the frontlines

COVID19INDIA

OPEN SOURCED ON
GITHUB



CROWDSOURCED
PATIENT DATABASE



VIEW UPDATES ON
TWITTER



JOIN TELEGRAM TO
COLLABORATE!