



English

COVID19INDIA



Search your city, resources, etc

18 Jun, 9:37 AM IST  

Confirmed

+441

3,67,705



Active

1,60,960



Recovered



1,94,438







Deceased



12,262



Compiled from State Govt. numbers, know more!

State/UT	C	A	R	D
Maharashtra 	1,16,752	51,922	59,166	5,651
Tamil Nadu 	50,193	21,993	27,624	576
Delhi 	47,102	27,741	17,457	1,904
Gujarat	25,148	6,149	17,438	1,561
Uttar Pradesh	15,181	5,477	9,239	465
Rajasthan	13,542	2,762	10,467	313
West Bengal	12,300	5,262	6,532	506
Madhya Pradesh	11,244	2,374	8,388	482
Haryana	8,832	4,750	3,952	130
Unassigned 	↑430 8,703	8,703	0	0
Total	↑441 3,67,705	1,60,960	1,94,438	12,262



India Map

Hover over a state/UT for more details

Confirmed
3,67,705
+441

Active
1,60,960

Recovered
1,94,438

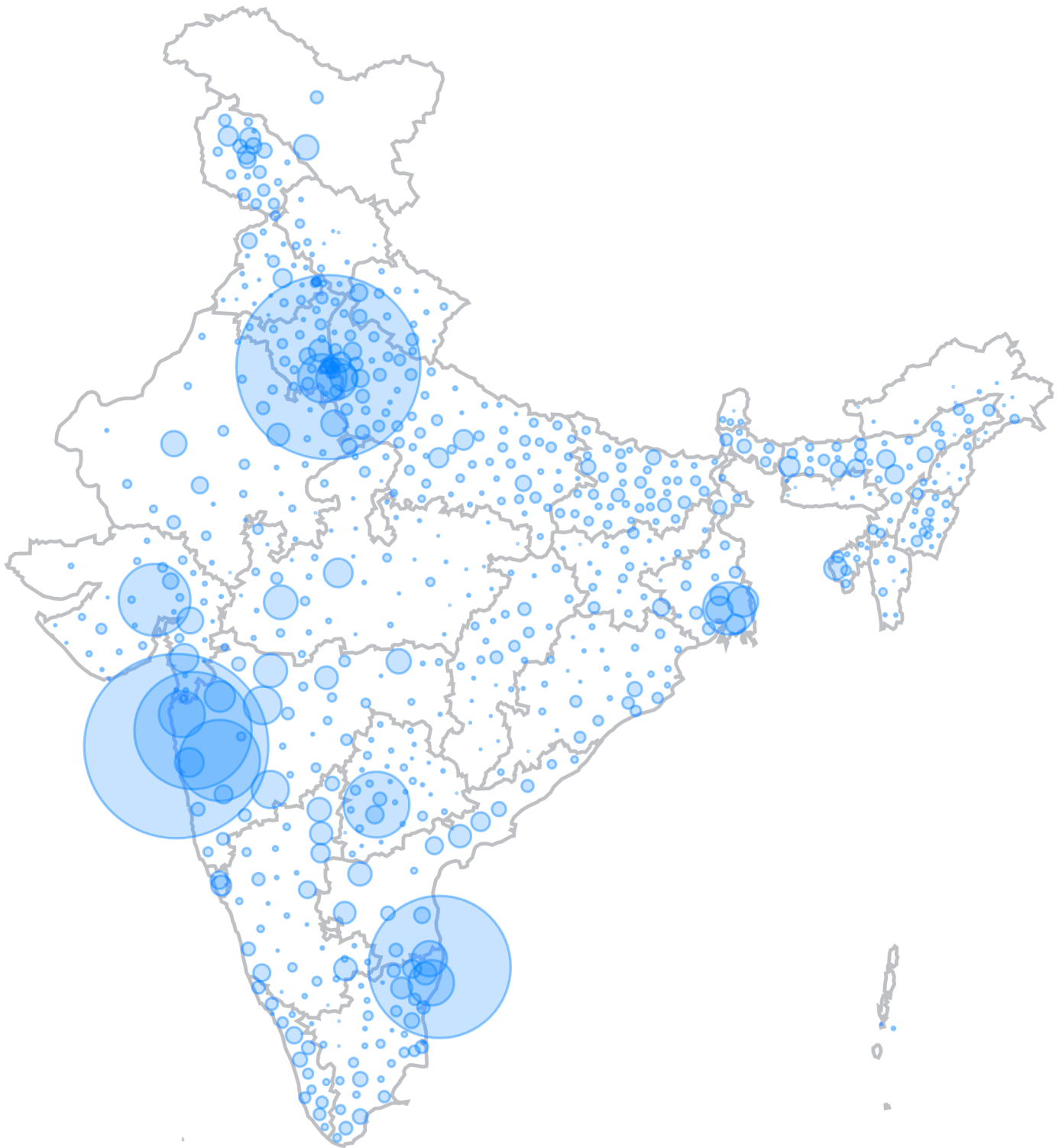
Deceased
12,262

Tested
60,84,256
As of 17 Jun



Total

Last updated
13 minutes ago



Total **Per million[†]** **Hotspots**

[†] Based on 2019 population projection by NCP, see [source](#)

Spread Trends



Cumulative

Daily

Scale Modes

Uniform

Logarithmic

All States

Beginning

1 Month

2 Weeks

ⓘ Tested chart is independent of uniform scaling

We stand with everyone fighting on the frontlines

COVID19INDIA

OPEN SOURCED ON
GITHUB



CROWDSOURCED
PATIENT DATABASE



VIEW UPDATES ON
TWITTER



JOIN TELEGRAM TO
COLLABORATE!