



COVID19  
INDIA

Search your city, resources, etc

21 Jun, 12:14 AM IST  

Confirmed

Active

Recovered

Deceased

+15,893

+13,972

+308

4,11,727




1,70,219

2,28,181

13,277



Compiled from State Govt. numbers, know more!

State/UT		C	A	R	D
Maharashtra		<b>↑3,874</b> 1,28,205	58,055	<b>↑1,380</b> 64,153	<b>↑91</b> 5,984
Tamil Nadu		<b>↑2,396</b> 56,845	24,825	<b>↑1,045</b> 31,316	<b>↑38</b> 704
Delhi		<b>↑3,630</b> 56,746	23,340	<b>↑7,725</b> 31,294	<b>↑77</b> 2,112

English

COVID19  
INDIA

Gujarat	<span style="color: red;">↑539</span> 26,737	6,396	<span style="color: green;">↑535</span> 18,702	<span style="color: green;">↑20</span> 1,639
Uttar Pradesh	<span style="color: red;">↑541</span> 17,135	6,237	<span style="color: green;">↑374</span> 10,369	<span style="color: green;">↑22</span> 529
Rajasthan	<span style="color: red;">↑381</span> 14,537	2,926	<span style="color: green;">↑277</span> 11,274	<span style="color: green;">↑4</span> 337
West Bengal	<span style="color: red;">↑441</span> 13,531	5,126	<span style="color: green;">↑562</span> 7,865	<span style="color: green;">↑11</span> 540
Madhya Pradesh	<span style="color: red;">↑142</span> 11,724	2,343	<span style="color: green;">↑132</span> 8,880	<span style="color: green;">↑6</span> 501
Haryana	<span style="color: red;">↑480</span> 10,223	4,946	<span style="color: green;">↑239</span> 5,128	<span style="color: green;">↑5</span> 149
Unassigned <span style="font-size: small;">(i)</span>	<span style="color: red;">↑338</span> 9,265	9,265	0	0
<b>Total</b>	<span style="color: red;">↑15,893</span> 4,11,727	1,70,219	<span style="color: green;">↑13,972</span> 2,28,181	<span style="color: green;">↑308</span> 13,277

## India Map 📌

Hover over a state/UT for more details

**Confirmed**  
**4,11,727**  
+15,893

**Active**  
**1,70,219**

**Recovered**  
**2,28,181**  
+13,972

**Deceased**  
**13,277**  
+308

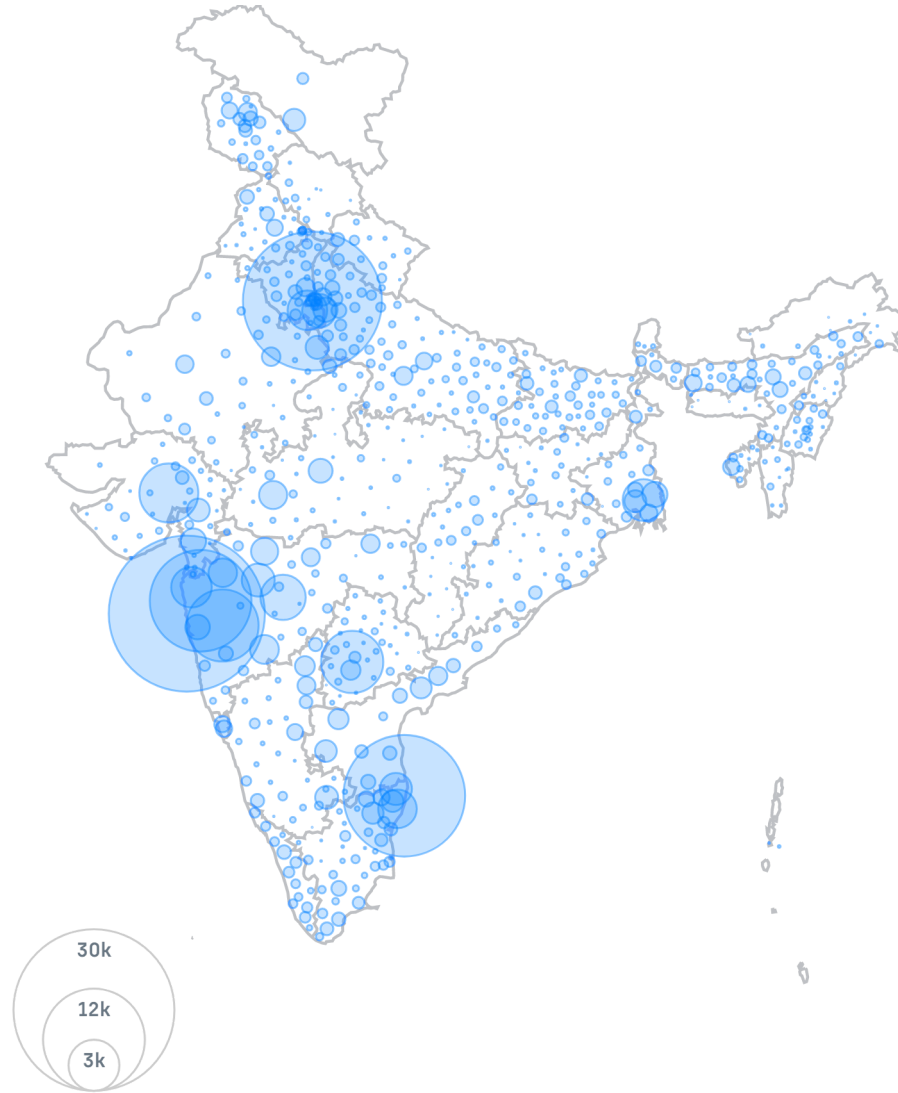
**Tested** 🔗  
**66,16,496**  
As of 20 Jun

**Total**

Last updated  
about 6 hours ago

English

COVID19  
INDIA



Total    Per million<sup>†</sup>    Hotspots

† Based on 2019 population projection by NCP, see [source](#)

English

COVID19  
INDIA



## Spread Trends



Cumulative

Daily

Scale Modes

Uniform

Logarithmic

All States

Beginning

1 Month

2 Weeks



Tested chart is independent of uniform scaling

English

COVID19  
INDIA



We stand with everyone fighting on the frontlines

**COVID19INDIA**

OPEN SOURCED ON GITHUB

 **CROWDSOURCED PATIENT DATABASE**

 **VIEW UPDATES ON TWITTER**

 **JOIN TELEGRAM TO COLLABORATE!**

English