

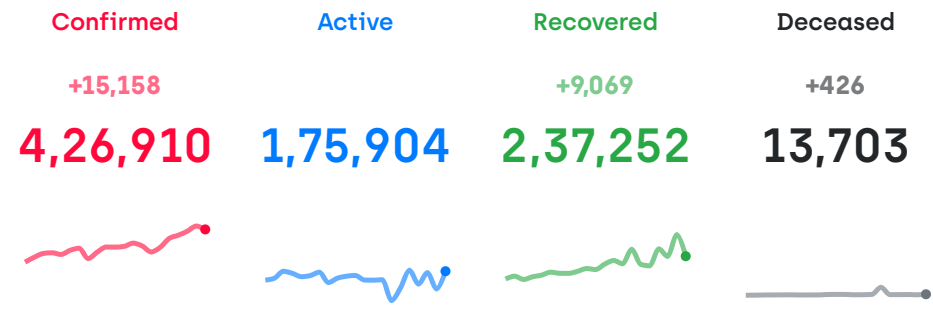





COVID19  
INDIA

Search your city, resources, etc

22 Jun, 12:38 AM IST  



Compiled from State Govt. numbers, know more!

State/UT		C	A	R	D
Maharashtra		↑3,870 1,32,075	60,147	↑1,591 65,744	↑186 6,170
Delhi		↑3,000 59,746	24,558	↑1,719 33,013	↑63 2,175
Tamil Nadu		↑2,532 59,377	25,866	↑1,438 32,754	↑53 757

English

COVID19  
INDIA



Gujarat	↑580 27,317	6,296	↑655 19,357	↑25 1,664
Uttar Pradesh	↑596 17,731	6,186	↑626 10,995	↑21 550
Rajasthan	↑393 14,930	2,984	↑323 11,597	↑12 349
West Bengal	↑414 13,945	5,093	↑432 8,297	↑15 555
Madhya Pradesh	↑179 11,903	2,373	↑135 9,015	↑14 515
Haryana	↑412 10,635	4,918	↑429 5,557	↑11 160
Karnataka	↑453 9,150	3,391	↑225 5,618	↑5 137
<b>Total</b>	↑15,158 4,26,910	1,75,904	↑9,069 2,37,252	↑426 13,703

## India Map

Hover over a state/UT for more details

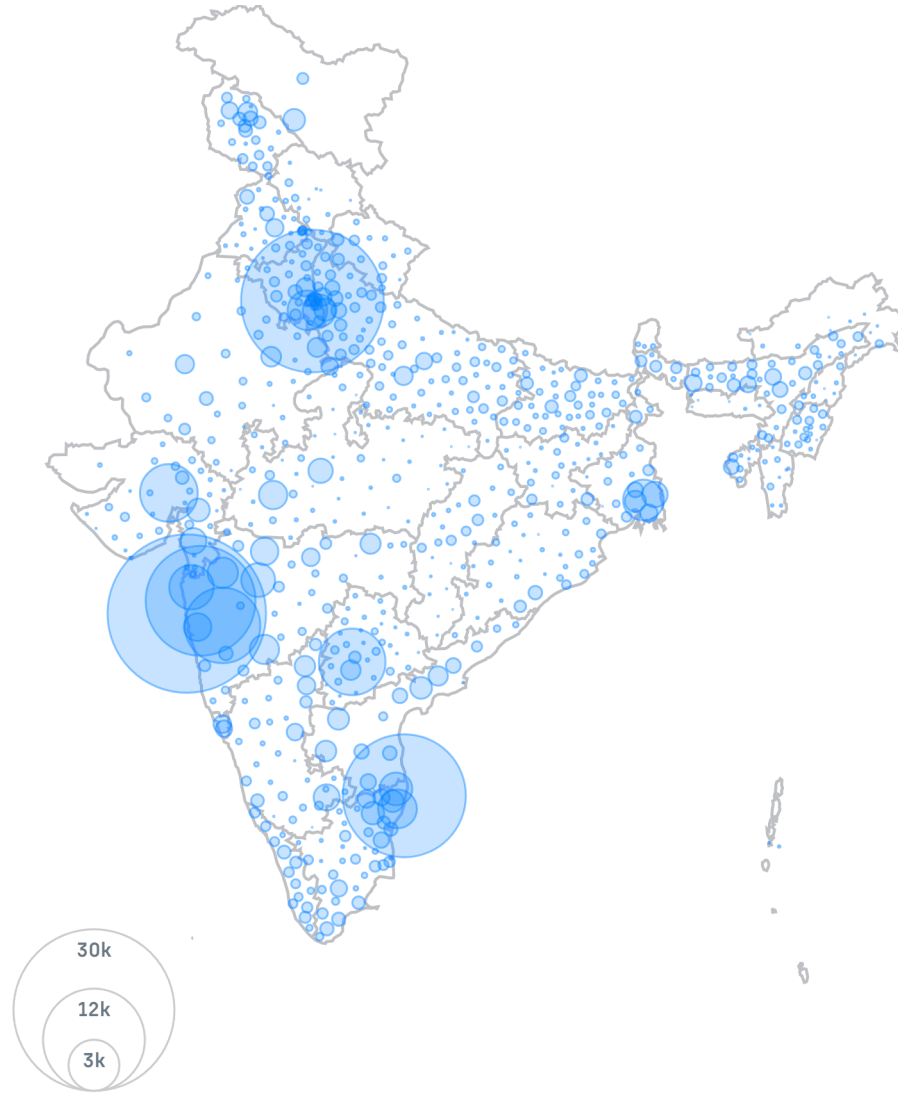
<b>Confirmed</b> 4,26,910 <small>+15,158</small>	<b>Active</b> 1,75,904	<b>Recovered</b> 2,37,252 <small>+9,069</small>	<b>Deceased</b> 13,703 <small>+426</small>	<b>Tested</b> 68,07,226 <small>As of 21 Jun</small>
--	---------------------------	---	--	---

**Total**

Last updated  
about 6 hours ago

English

COVID19  
INDIA



**Total**    **Per million<sup>†</sup>**    **Hotspots**

<sup>†</sup> Based on 2019 population projection by NCP, see [source](#)

English

COVID19  
INDIA



## Spread Trends



Cumulative

Daily

Scale Modes

Uniform

Logarithmic

All States

Beginning

1 Month

2 Weeks



Tested chart is independent of uniform scaling

English

COVID19  
INDIA



We stand with everyone fighting on the frontlines

**COVID19INDIA**

OPEN SOURCED ON GITHUB

 **CROWDSOURCED PATIENT DATABASE**

 **VIEW UPDATES ON TWITTER**

 **JOIN TELEGRAM TO COLLABORATE!**

English