

English

COVID19INDIA



Search your city, resources, etc

23 Jun, 12:04 AM IST  

Confirmed

+13,548

4,40,450



Active

1,78,247



Recovered

+10,879

2,48,137






Deceased


+312

14,015



Compiled from State Govt. numbers, know more!

State/UT	C	A	R	D
Maharashtra 	↑3,721 1,35,796	61,793	↑1,962 67,706	↑113 6,283
Delhi 	↑2,909 62,655	23,820	↑3,589 36,602	↑58 2,233
Tamil Nadu 	↑2,710 62,087	27,181	↑1,358 34,112	↑37 794
Gujarat	↑563 27,880	6,278	↑560 19,917	↑21 1,685
Uttar Pradesh	↑591 18,322	6,152	↑606 11,601	↑19 569
Rajasthan	↑302 15,232	2,966	↑313 11,910	↑7 356
West Bengal	↑413 14,358	5,102	↑390 8,687	↑14 569
Madhya Pradesh	↑175 12,078	2,342	↑200 9,215	↑6 521
Haryana	↑390 11,025	4,940	↑359 5,916	↑9 169

Karnataka		↑249 9,399	3,523	↑111 5,730	↑5 142
Total		↑13,548 4,40,450	1,78,247	↑10,879 2,48,137	↑312 14,015



India Map

Hover over a state/UT for more details

Confirmed
4,40,450
+13,548

Active
1,78,247

Recovered
2,48,137
+10,879

Deceased
14,015
+312

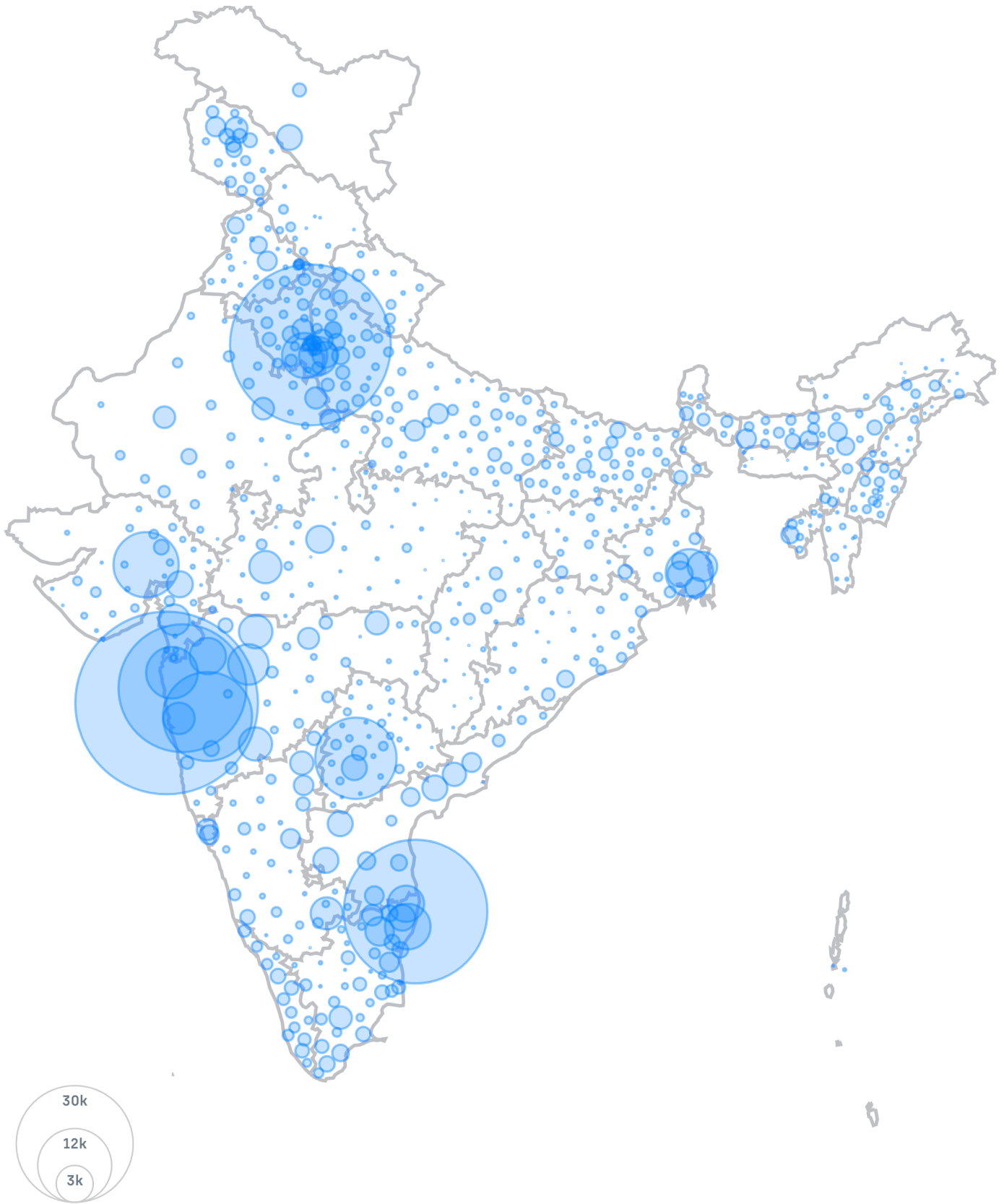
Tested
69,50,493
As of 22 Jun



Meerut

247
active

Last updated
about 7 hours ago



Total **Per million†** **Hotspots**

† Based on 2019 population projection by NCP, see source

Spread Trends



Cumulative

Daily

Scale Modes

Uniform

Logarithmic

Uttar Pradesh

Beginning

1 Month

2 Weeks

ⓘ Tested chart is independent of uniform scaling

We stand with everyone fighting on the frontlines

COVID19INDIA

OPEN SOURCED ON
GITHUB

 **CROWDSOURCED
PATIENT DATABASE**

 **VIEW UPDATES ON
TWITTER**

 **JOIN TELEGRAM TO
COLLABORATE!**