



English

COVID19INDIA



Search your city, resources, etc

25 Jun, 12:16 AM IST  

Confirmed

+16,868

4,72,985



Active

1,86,335



Recovered

+13,089

2,71,688






Deceased

+424

14,907



Compiled from State Govt. numbers, know more!

State/UT	C	A	R	D
Maharashtra 	↑3,889 1,42,899	62,353	↑4,161 73,792	↑208 6,739
Delhi 	↑3,788 70,390	26,588	↑2,124 41,437	↑64 2,365
Tamil Nadu 	↑2,865 67,468	28,839	↑2,424 37,763	↑33 866
Gujarat	↑572 29,001	6,169	↑575 21,096	↑25 1,736
Uttar Pradesh	↑664 19,557	6,375	↑470 12,586	↑8 596
Rajasthan	↑382 16,009	3,023	↑398 12,611	↑10 375
West Bengal	↑445 15,173	4,880	↑484 9,702	↑11 591
Madhya Pradesh	↑187 12,448	2,441	↑138 9,473	↑9 534
Haryana	↑490 12,010	4,897	↑427 6,925	↑10 188

Telangana	↑891 10,444	5,858	↑137 4,361	↑5 225
Total	↑16,868 4,72,985	1,86,335	↑13,089 2,71,688	↑424 14,907



India Map

Hover over a state/UT for more details

Confirmed
4,72,985
+16,868

Active
1,86,335

Recovered
2,71,688
+13,089

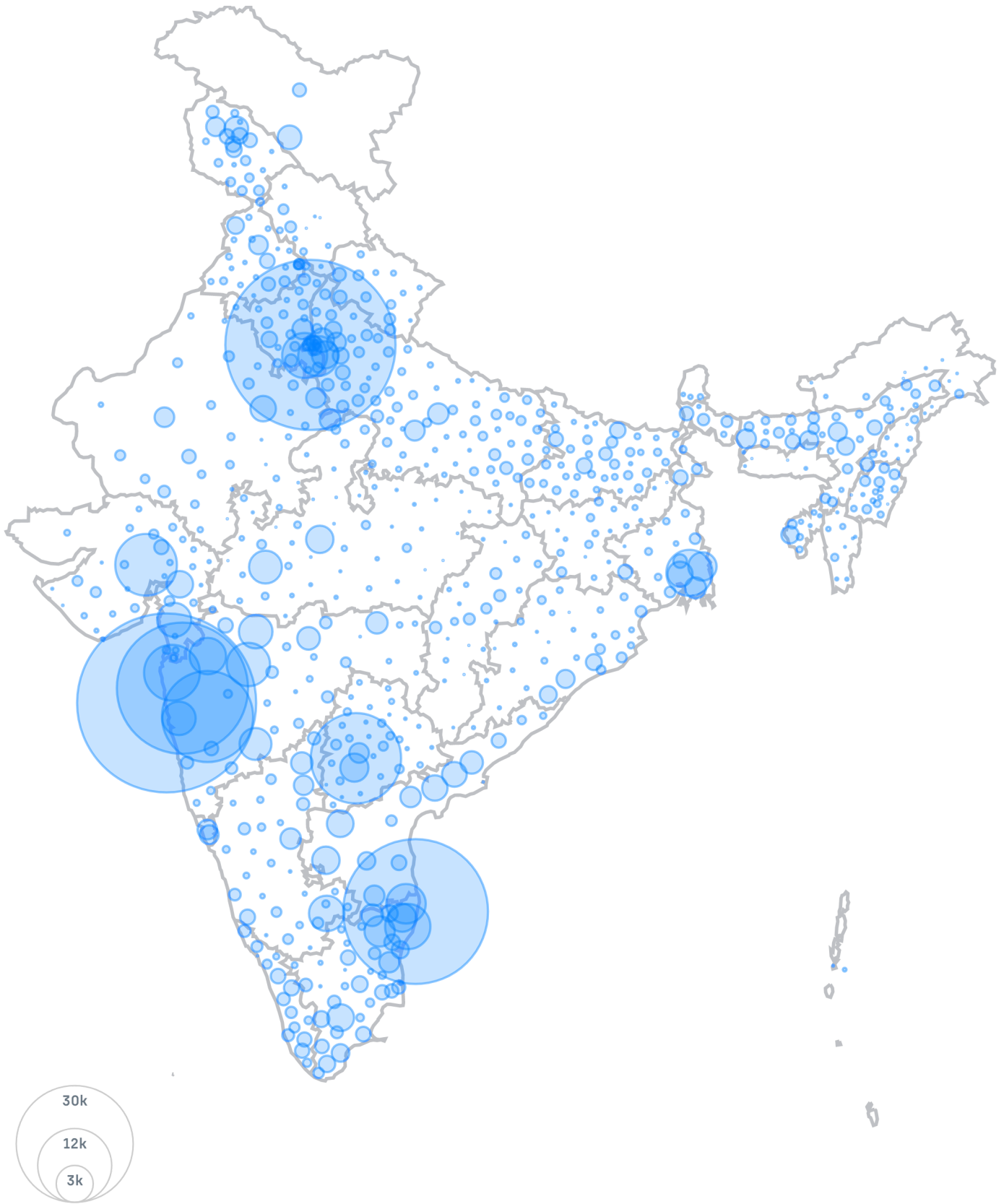
Deceased
14,907
+424

Tested
73,52,911
As of 24 Jun



Total

Last updated
about 5 hours ago



Total **Per million[†]** **Hotspots**

† Based on 2019 population projection by NCP, see source

Spread Trends



Cumulative

Daily

Scale Modes

Uniform

Logarithmic

All States

Beginning

1 Month

2 Weeks

ⓘ Tested chart is independent of uniform scaling

We stand with everyone fighting on the frontlines

COVID19INDIA

OPEN SOURCED ON
GITHUB



CROWDSOURCED
PATIENT DATABASE



VIEW UPDATES ON
TWITTER



JOIN TELEGRAM TO
COLLABORATE!