


English

COVID19INDIA



Search your city, resources, etc

26 Jun, 11:54 PM IST  

Confirmed

+18,256

5,09,446



Active

1,97,784



Recovered

+10,246

2,95,917






Deceased

+381

15,689



Compiled from State Govt. numbers, know more!

| State/UT | C | A | R | D |
|---|---|--------|---|---|
| Maharashtra  | ↑5,024 1,52,765 | 65,829 | ↑2,362 79,815 | ↑175 7,106 |
| Delhi  | ↑3,460 77,240 | 27,657 | ↑2,326 47,091 | ↑63 2,492 |
| Tamil Nadu  | ↑3,645 74,622 | 32,308 | ↑1,358 41,357 | ↑46 957 |
| Gujarat | ↑580 30,158 | 6,348 | ↑532 22,038 | ↑18 1,772 |
| Uttar Pradesh | ↑750 20,943 | 6,730 | ↑464 13,583 | ↑19 630 |
| Rajasthan | ↑364 16,660 | 3,218 | ↑222 13,062 | ↑1 380 |
| West Bengal | ↑542 16,190 | 5,039 | ↑345 10,535 | ↑10 616 |
| Haryana | ↑421 12,884 | 4,657 | ↑636 8,016 | ↑13 211 |
| Madhya Pradesh | ↑203 12,798 | 2,448 | ↑185 9,804 | ↑4 546 |

| | | | | |
|--------------|----------------------------|----------|----------------------------|-----------------------|
| Telangana | ↑985 12,349 | 7,346 | ↑78 4,766 | ↑7 237 |
| Total | ↑18,256 5,09,446 | 1,97,784 | ↑10,246 2,95,917 | ↑381 15,689 |



India Map

Hover over a state/UT for more details

Confirmed
5,09,446
+18,256

Active
1,97,784

Recovered
2,95,917
+10,246

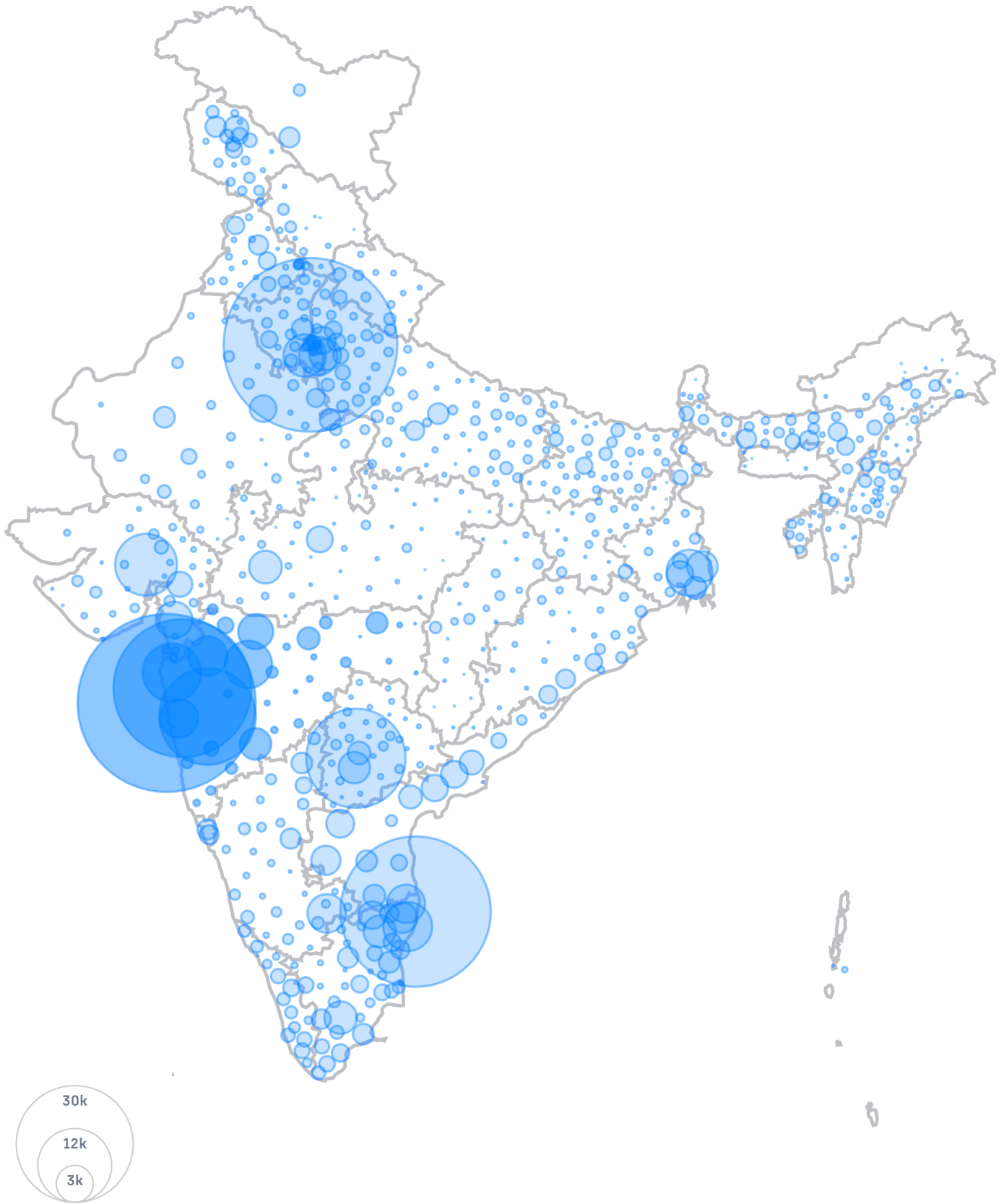
Deceased
15,689
+381

Tested
77,76,228
As of 25 Jun



Maharashtra

Last updated
about 7 hours ago



Total **Per million[†]** **Hotspots**

† Based on 2019 population projection by NCP, see source

Spread Trends



Cumulative

Daily

Scale Modes

Uniform

Logarithmic

Maharashtra

Beginning

1 Month

2 Weeks

ⓘ Tested chart is independent of uniform scaling

We stand with everyone fighting on the frontlines

COVID19INDIA

OPEN SOURCED ON
GITHUB



**CROWDSOURCED
PATIENT DATABASE**



**VIEW UPDATES ON
TWITTER**



**JOIN TELEGRAM TO
COLLABORATE!**