


English

COVID19INDIA



Search your city, resources, etc

28 Jun, 12:20 AM IST  

Confirmed

+20,132

5,29,577



Active

2,03,272



Recovered

+14,229

3,10,146






Deceased

+414

16,103



Compiled from State Govt. numbers, know more!

State/UT	C	A	R	D
Maharashtra 	↑6,368 1,59,133	67,600	↑4,430 84,245	↑167 7,273
Delhi 	↑2,948 80,188	28,329	↑2,210 49,301	↑66 2,558
Tamil Nadu 	↑3,713 78,335	33,216	↑2,737 44,094	↑68 1,025
Gujarat	↑613 30,771	6,564	↑379 22,417	↑18 1,790
Uttar Pradesh	↑606 21,549	6,685	↑632 14,215	↑19 649
Rajasthan	↑284 16,944	3,186	↑305 13,367	↑11 391
West Bengal	↑521 16,711	5,293	↑254 10,789	↑13 629
Telangana	↑1,087 13,436	8,265	↑162 4,928	↑6 243
Haryana	↑543 13,427	4,737	↑456 8,472	↑7 218

**Madhya
Pradesh**

↑167
12,965

2,444

↑167
9,971

↑4
550

Total

↑20,132
5,29,577

2,03,272

↑14,229
3,10,146

↑414
16,103



India Map

Hover over a state/UT for more details

Confirmed
5,29,577
+20,132

Active
2,03,272

Recovered
3,10,146
+14,229

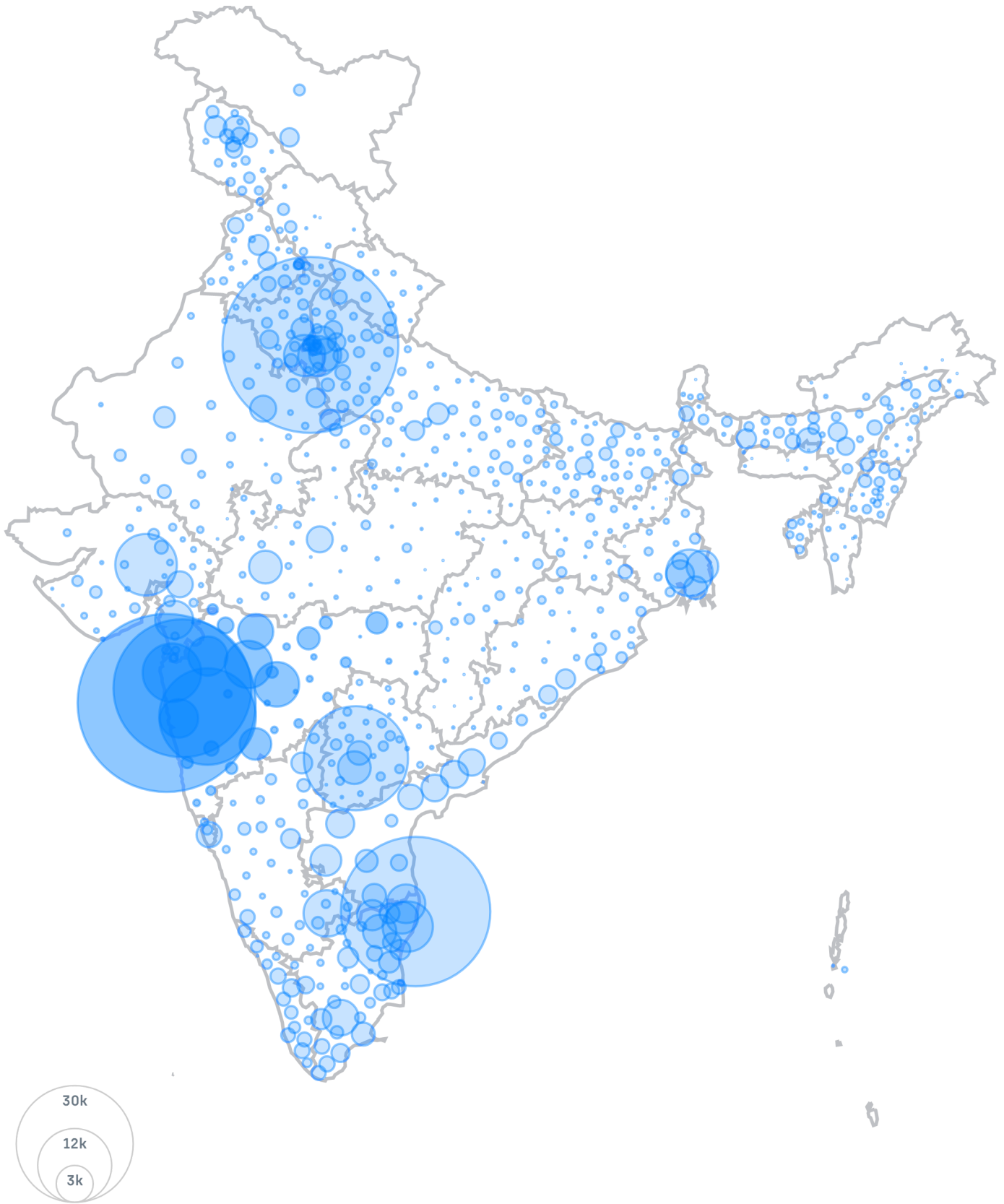
Deceased
16,103
+414

Tested
79,96,707
As of 26 Jun



Maharashtra

**Last updated
about 6 hours ago**



Total **Per million[†]** **Hotspots**

† Based on 2019 population projection by NCP, see source

Spread Trends



Cumulative

Daily

Scale Modes

Uniform

Logarithmic

Maharashtra

Beginning

1 Month

2 Weeks

ⓘ Tested chart is independent of uniform scaling

We stand with everyone fighting on the frontlines

COVID19INDIA

OPEN SOURCED ON
GITHUB



CROWDSOURCED
PATIENT DATABASE



VIEW UPDATES ON
TWITTER



JOIN TELEGRAM TO
COLLABORATE!