


English

COVID19INDIA



Search your city, resources, etc

01 Jul, 12:44 AM IST  

Confirmed

+18,256

5,85,792



Active

2,20,477



Recovered

+12,565

3,47,839







Deceased

+506

17,410



Compiled from State Govt. numbers, know more!

State/UT		C	A	R	D
Maharashtra		↑4,878 1,74,761	75,979	↑1,951 90,911	↑245 7,855
Tamil Nadu		↑3,943 90,167	38,892	↑2,325 50,074	↑60 1,201
Delhi		↑2,199 87,360	26,270	↑2,113 58,348	↑62 2,742
Gujarat		↑620 32,643	7,125	↑422 23,670	↑20 1,848
Uttar Pradesh		↑664 23,492	6,711	↑578 16,084	↑25 697
West Bengal		↑652 18,559	5,761	↑411 12,130	↑15 668
Rajasthan		↑348 18,008	3,375	↑299 14,220	↑8 413
Telangana		↑945 16,339	8,785	↑1,712 7,294	↑7 260
Karnataka		↑947 15,242	7,072	↑235 7,920	↑20 246

Andhra Pradesh



↑704
14,595

7,897

↑279
6,511

↑7
187

Total

↑18,256
5,85,792

2,20,477

↑12,565
3,47,839

↑506
17,410



India Map

Hover over a state/UT for more details

Confirmed
5,85,792
+18,256

Active
2,20,477

Recovered
3,47,839
+12,565

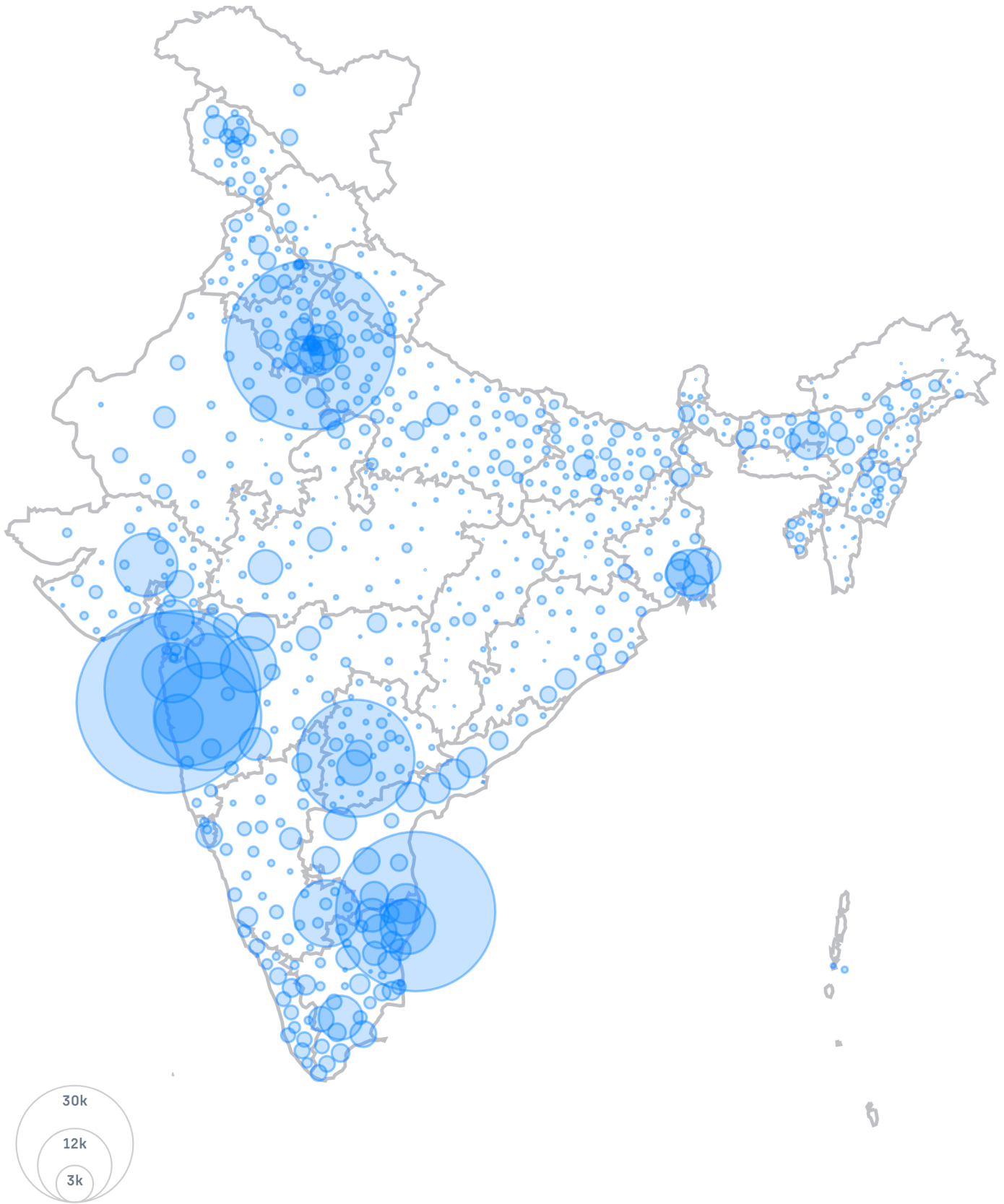
Deceased
17,410
+506

Tested
86,08,654
As of 29 Jun



Total

Last updated
about 5 hours ago



Total **Per million[†]** **Hotspots**

† Based on 2019 population projection by NCP, see source

Spread Trends



Cumulative

Daily

Scale Modes

Uniform

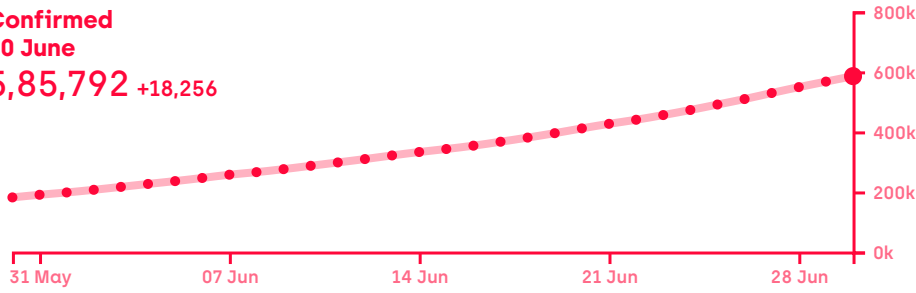
Logarithmic

All States

Confirmed

30 June

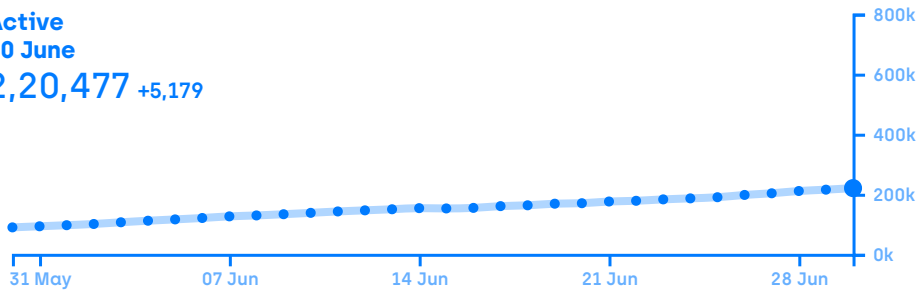
5,85,792 +18,256



Active

30 June

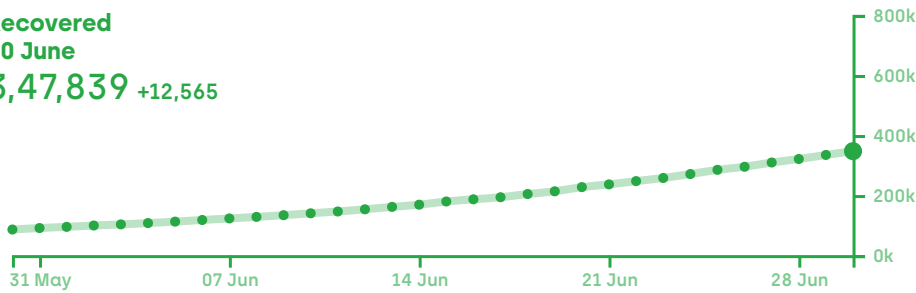
2,20,477 +5,179



Recovered

30 June

3,47,839 +12,565



Deceased

30 June


17,410 +506




Tested

30 June

86,08,654 +0





Beginning

1 Month

2 Weeks

ⓘ Tested chart is independent of uniform scaling

We stand with everyone fighting on the frontlines

COVID19INDIA

OPEN SOURCED ON
GITHUB



CROWDSOURCED
PATIENT DATABASE



VIEW UPDATES ON
TWITTER



JOIN TELEGRAM TO
COLLABORATE!