

English

COVID19INDIA



Search your district or state

03 Jul, 12:55 AM IST  

Confirmed

+21,947

6,27,100



Recovered

+19,999

75 3,79,902







Deceased

+378


18,225

 1M 

Scroll Right →

State/UT	C	A	R	D	T
Maharashtra 	↑6,328 1,86,626	77,260	↑8,018 1,01,172	↑125 8,178	↑28K 1M
Tamil Nadu 	↑4,343 98,392	41,050	↑3,095 56,021	↑57 1,321	↑33.5K 1.2M
Delhi 	↑2,373 92,175	26,304	↑3,015 63,007	↑61 2,864	↑20.8K 572.5K
Gujarat	↑681 33,999	7,511	↑563 24,601	↑19 1,887	↑7.4K 388.1K
Uttar Pradesh	↑769 24,825	6,869	↑592 17,221	↑17 735	↑22.7K 781.6K
West Bengal	↑649 19,819	6,083	↑509 13,037	↑16 699	↑10.4K 508K
Rajasthan	↑350 18,662	3,284	↑374 14,948	↑9 430	↑14.9K 854.3K
Telangana	↑1,213 18,570	9,226	↑987 9,069	↑8 275	↑5.4K 98.2K
Karnataka 	↑1,502 18,016	9,404	↑271 8,336	↑19 272	↑16.2K 653.6K

Andhra Pradesh	i	↑845 16,097	8,586	↑325 7,313	↑5 198	↑14.3K 932.7K
Haryana		↑568 15,509	4,239	↑520 11,019	↑11 251	↑7.3K 277K
Madhya Pradesh		↑245 14,106	2,702	↑160 10,815	↑8 589	↑7.8K 380.7K
Bihar		↑478 10,682	2,610	↑183 7,994	↑5 78	↑7.3K 236K
Assam	i	↑479 9,435	3,311	↑275 6,107	↑2 14	↑9K 428.9K
Jammu and Kashmir		↑154 7,849	2,760	↑118 4,974	↑10 115	↑6.5K 378K
Odisha	i	↑229 7,545	2,008	↑149 5,502	↑2 35	↑4K 274.7K
Unassigned	i	↓83 6,832	6,832	0	0	0
Punjab		↑116 5,784	1,488	↑155 4,144	↑3 152	↑8.8K 317.8K
Kerala	i	↑160 4,754	2,088	↑202 2,638	26	↑7.8K 246.8K
Chhattisgarh		↑73 3,013	637	↑59 2,362	14	↑3K 166.7K
Uttarakhand	i	↑37 2,984	510	↑88 2,405	↑1 42	↑2.1K 72.1K
Jharkhand		↑60 2,585	582	↑57 1,988	15	↑3K 148.7K
Goa		↑95 1,482	744	↑64 734	4	↑2.9K 70.7K
Tripura		↑39 1,440	293	↑53 1,146	1	↑1.7K 67.3K
Manipur		↑19 1,279	663	↑37 616	0	↑3.1K 53K
Himachal Pradesh	i	↑35 1,014	360	↑15 632	9	↑2K 83.6K
Ladakh		↑1 991	261	↑35 729	1	↑196 14.3K
Puducherry		↑63 802	459	↑30 331	12	↑699 18.8K
Nagaland		↑34 535	338	↑15 197	0	↑710 17.9K
		↑4		↑22		↑146

Chandigarh	450	55	389	6	7.9K
Dadra and Nagar Haveli and Daman and Diu	↑25 254	141	↑3 112	0	↑399 32.8K
Arunachal Pradesh	↑37 232	160	↑5 71	1	↑584 25.4K
Mizoram	↑2 162	36	↑3 126	0	↑45 13.9K
Andaman and Nicobar Islands	↑9 109	58	↑1 51	0	16K
Sikkim	↑12 101	49	52	0	↑177 10.9K
Meghalaya 	↑3 58	14	↑1 43	1	↑238 19.7K
India	↑21,947 6,27,168	2,28,975	↑19,999 3,79,902	↑378 18,225	9.1M

India

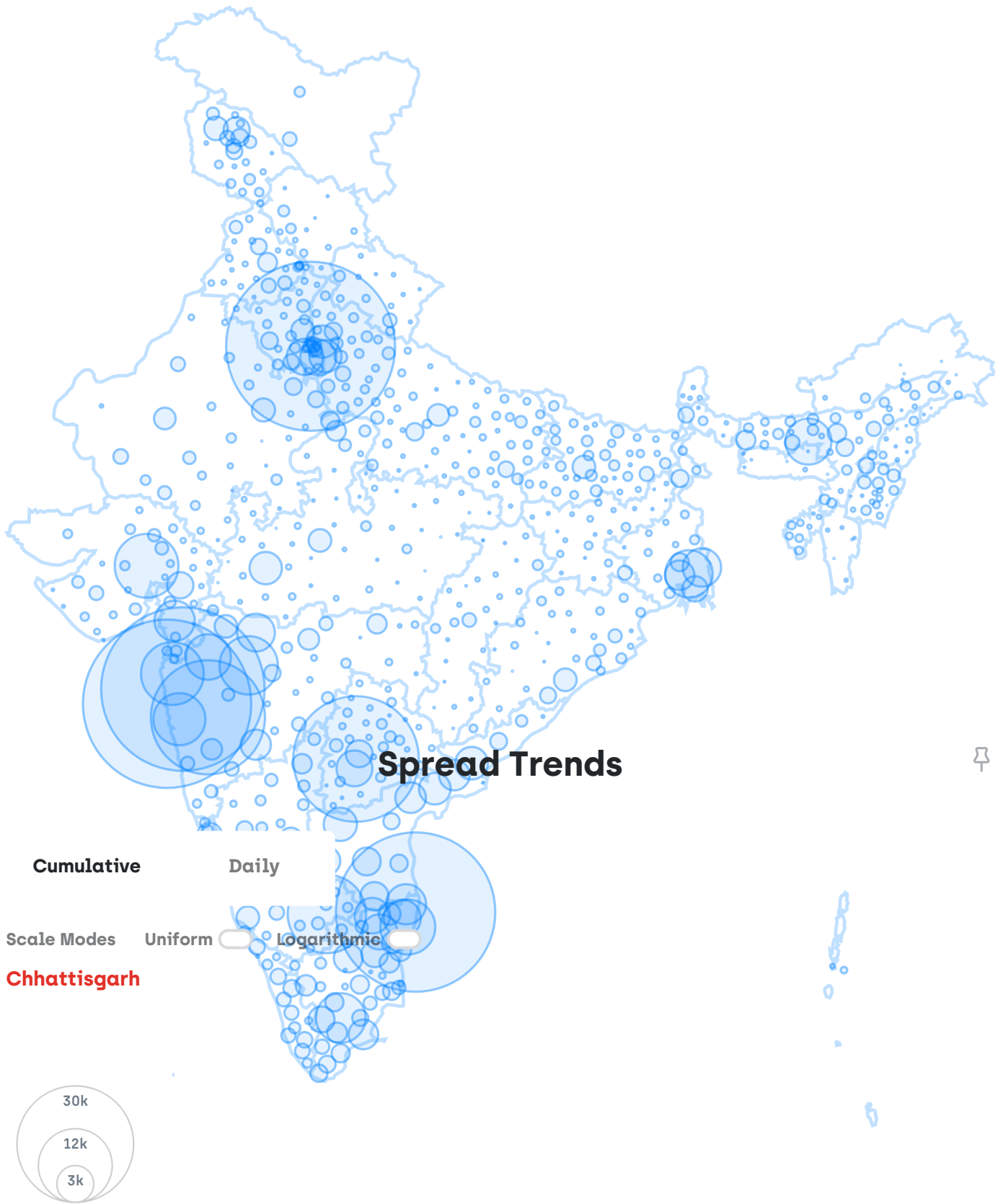
Last Updated on 03 Jul, 1:05 AM IST

Tested
90,56,173
As of 01 July
per source

Koriya

5
Active





Beginning | 1 Month | 2 Weeks

ⓘ Tested chart is independent of uniform scaling

COVID19INDIA

We stand with everyone fighting on the frontlines

