

English

# COVID19INDIA



Search your district or state

🔍 Madurai

04 Jul, 11:56 AM IST

Confirmed



# 6,49,6



Recovered

+92

# 11 3,94,411



Deceased

+9







# 18,678




📄 1M ?

Scroll Right →

State/UT	C	A	R	D	T
Maharashtra	1,92,990	79,911	1,04,687	8,376	1.1M
Tamil Nadu	1,02,721	42,958	58,378	1,385	1.3M
Delhi	94,695	26,148	65,624	2,923	596.7K
Gujarat	34,686	7,840	24,941	1,905	395.9K
Uttar Pradesh	25,797	7,451	17,597	749	811K
West Bengal	20,488	6,200	13,571	717	519.1K
Telangana	20,462	9,984	10,195	283	104.1K
Karnataka	19,710	10,606	8,807	293	671.9K
Rajasthan	<span style="color: red;">↑204</span> 19,256	3,461	<span style="color: green;">↑71</span> 15,352	<span style="color: blue;">↑3</span> 443	869.6K
Andhra Pradesh	16,934	9,096	7,632	206	971.6K
Haryana	16,003	4,057	11,691	255	288.5K

Madhya Pradesh		14,297	2,655	11,049	593	389.2K
Bihar		11,111	2,816	8,211	84	243.2K
Assam		9,800	3,455	6,328	14	438.9K
Odisha		<span style="color: red;">↑495</span> 8,601	2,854	5,705	<span style="color: green;">↑5</span> 42	281.5K
Jammu and Kashmir		8,019	2,825	5,075	119	385.5K
Punjab		5,937	1,514	4,266	157	324.1K
Unassigned		<span style="color: red;">↓1,032</span> 4,999	4,999	0	0	0
Kerala		4,965	2,098	2,839	26	253K
Chhattisgarh		3,065	637	2,414	14	177.6K
Uttarakhand		3,048	498	2,481	42	73.7K
Jharkhand		2,697	681	2,001	15	151.7K
Goa		1,576	800	772	4	72.7K
Tripura		1,533	333	1,199	1	68.6K
Manipur		1,316	677	639	0	53.6K
Himachal Pradesh		1,033	340	671	9	85.1K
Ladakh		1,002	225	776	1	14.4K
Puducherry		<span style="color: red;">↑80</span> 904	485	<span style="color: green;">↑21</span> 405	<span style="color: green;">↑1</span> 14	19.6K
Nagaland		<span style="color: red;">↑23</span> 562	334	228	0	18.6K
Chandigarh		454	55	393	6	8.1K
Dadra and Nagar Haveli and Daman and Diu		304	170	133	0	33.6K
Arunachal Pradesh		252	176	75	1	25.9K
Mizoram		162	35	127	0	14.4K
Andaman and Nicobar Islands		<span style="color: red;">↑3</span> 119	65	54	0	16K

Sikkim	102	50	52	0	11.1K
Meghalaya 	<span style="color: red;">↑4</span> 66	22	43	1	19.9K
India	<span style="color: red;">↓223</span> 6,49,666	2,36,511	<span style="color: green;">↑92</span> 3,94,411	<span style="color: green;">↑9</span> 18,678	9.5M

## India

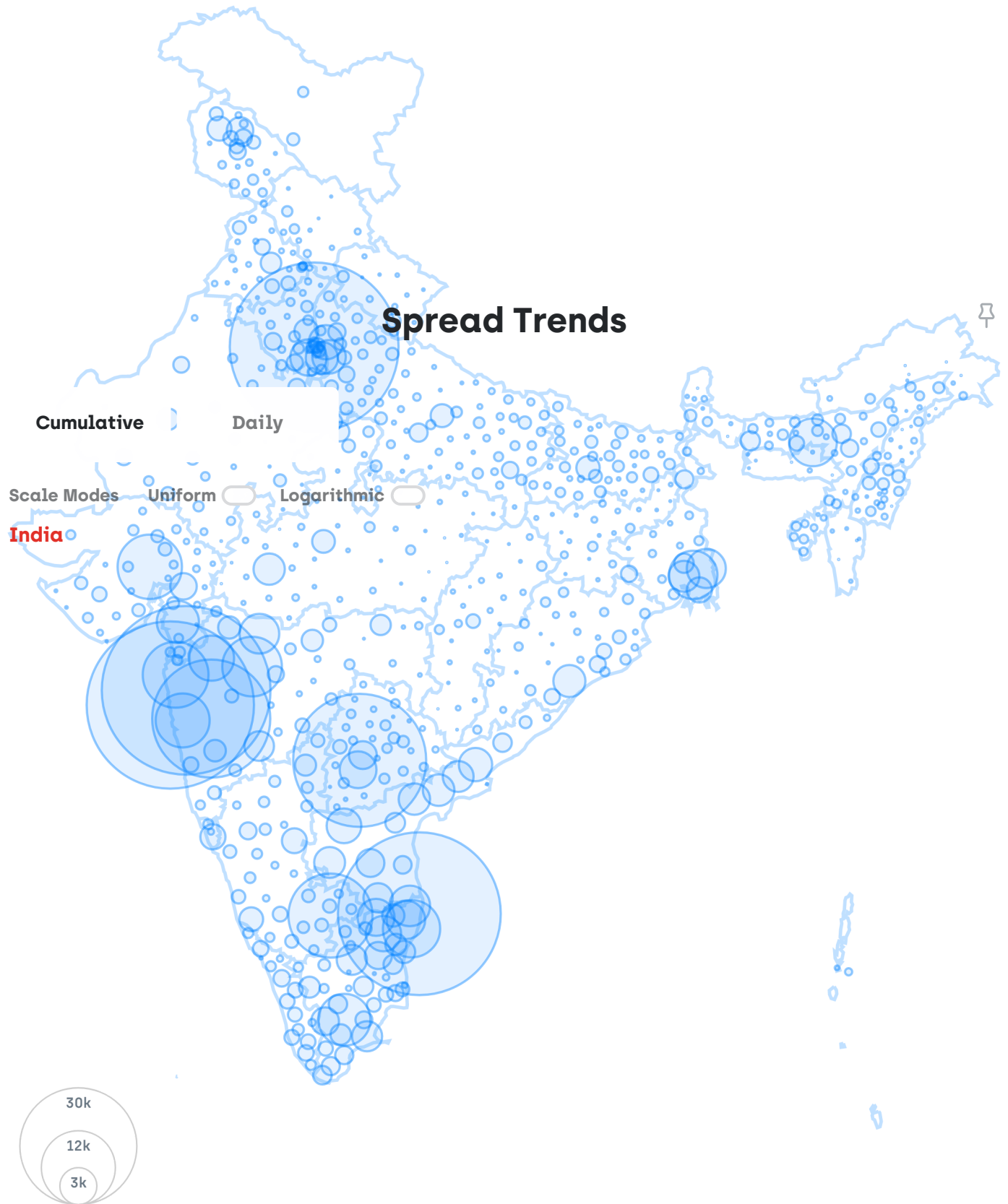
Last Updated on 04 Jul, 12:00 PM IST

Tested  
**95,40,132**  
As of 03 July  
per source

### India

**2,36,511**  
Active





Beginning

1 Month

2 Weeks

ⓘ Tested chart is independent of uniform scaling

## COVID19INDIA

We stand with everyone fighting on the frontlines

