

English

COVID19INDIA



Search your district or state



05 Oct, 1:44 AM IST

Confirmed

+74,770

Active

Recovered

+76,713

Deceased

+902







66,22,180 9,35,082 55,83,453 1,02,714



10L



State/UT	Confirmed	Active	Recovered	Deceased	Other	Tested	Active Ratio
Maharashtra	↑12,548 14,43,409	2,55,281	↑15,048 11,49,603	↑326 38,084	↑1 441	↑75.9K 71.1L	17.7%
Andhra Pradesh	↑6,242 7,19,256	54,400	↑7,084 6,58,875	↑40 5,981	0	↑72.8K 60.9L	7.6%
Karnataka	↑10,145 6,40,661	1,15,574	↑7,287 5,15,782	↑67 9,286	19	↑85.5K 52.6L	18%
Tamil Nadu	↑5,489 6,19,996	46,120	↑5,558 5,64,092	↑66 9,784	0	↑86K 77L	7.4%
Uttar Pradesh	↑3,840 4,14,466	46,385	↑5,226 3,62,052	↑52 6,029	0	↑1.6L 1.1Cr	11.2%
Delhi	↑2,683 2,90,613	24,753	↑3,126 2,60,350	↑38 5,510	0	↑50.8K 32.8L	8.5%
West Bengal	↑3,357 2,70,331	27,439	↑2,986 2,37,698	↑62 5,194	0	↑42.3K 34L	10.2%
Odisha	↑3,326 2,32,713	29,451	↑4,108 2,02,302	↑15 960	0	↑45.6K 34.4L	12.7%

Kerala		↑8,553 2,29,887	84,497	↑4,851 1,44,471	↑23 837	82	↑59.2K 31.6L	36.8%
Telangana		↑1,949 1,99,276	27,901	↑2,366 1,70,212	↑10 1,163	0	↑51.6K 32.1L	14%
Bihar		↑1,261 1,87,951	11,926	↑1,314 1,75,109	↑3 915	1	↑1.1L 77L	6.3%
Assam		↑756 1,86,200	33,324	↑1,351 1,52,124	↑14 749	3	↑13.1K 36.4L	17.9%
Rajasthan		↑2,184 1,44,030	21,154	↑2,090 1,21,331	↑15 1,545	0	↑25.3K 32.1L	14.7%
Gujarat		↑1,302 1,42,699	16,735	↑1,246 1,22,465	↑9 3,499	0	↑56.7K 46.5L	11.7%
Madhya Pradesh		↑1,720 1,35,638	19,372	↑2,120 1,13,832	↑35 2,434	0	↑90.2K 22.1L	14.3%
Haryana		↑1,302 1,33,878	12,067	↑2,083 1,20,341	↑20 1,470	0	↑22K 20.2L	9%
Chhattisgarh		↑1,924 1,23,324	28,549	↑2,654 93,731	↑13 1,044	0	↑12.6K 11.7L	23.1%
Punjab		↑838 1,18,157	13,577	↑1,509 1,00,977	↑41 3,603	0	↑23.3K 19.5L	11.5%
Jharkhand		↑933 87,210	10,956	↑907 75,511	↑9 743	0	↑31K 23.9L	12.6%
Jammu and Kashmir		↑878 79,106	15,460	↑1,053 62,404	↑11 1,242	0	↑21.7K 17.1L	19.5%
Uttarakhand		↑1,419 51,481	9,089	↑392 41,487	↑4 652	↑10 253	↑7.2K 7.4L	17.7%
Goa		↑428 35,328	4,839	↑506 30,033	↑6 456	0	↑1.2K 2.6L	13.7%
Puducherry		↑337 29,089	4,787	↑419 23,763	↑5 539	0	↑3.7K 2.1L	16.5%
Tripura		↑322 26,871	5,171	↑513 21,387	↑4 290	23	↑2.2K 4L	19.2%
Himachal Pradesh		↑156 15,851	3,273	↑168 12,341	↑7 212	25	↑2K 3.1L	20.6%
Chandigarh		↑85 12,445	1,673	↑202 10,598	↑2 174	0	↑766 81.1K	13.4%
Manipur		↑206 11,855	2,576	↑124 9,205	↑3 74	0	↑2.3K 2.5L	21.7%
Arunachal Pradesh		↑127 10,548	2,953	↑189 7,577	18	0	↑2K 2.6L	28%

↑2000↑74

Meghalaya	1,200 6,656	2,209	1,771 4,393	54	0	1.5L	33.2%
Nagaland	123 6,552	1,221	5,263 5,263	12	1 56	451 82K	18.6%
Ladakh (i)	44 4,521	1,106	3,354 3,354	61	0	56.3K	24.5%
Andaman and Nicobar Islands	16 3,884	182	3,649 3,649	53	0	61.2K	4.7%
Sikkim	43 3,093	649	2,399 2,399	2 45	0	301 51.6K	21%
Dadra and Nagar Haveli and Daman and Diu	17 3,085	104	2,951 2,951	2	1 28	65.5K	3.4%
Mizoram	17 2,120	329	1,791 1,791	0	0	700 82.7K	15.5%
India	74,770 66,22,180	9,35,082	55,83,453 55,83,453	902 1,02,714	13 931	7.9Cr	14.1%