

English

COVID19INDIA



Search your district or state

09 Oct, 5:07 AM IST

Confirmed

+70,824

69,03,812



Active

8,93



Recovered







3,745

3,207



10L

State/UT	Confirmed	Active	Recovered	Deceased	Other	Tested	Active Ratio
Maharashtra	↑13,395 14,93,884	2,41,986	↑15,575 12,12,016	↑358 39,430	↑3 452	↑80K 74L	16.2%
Andhra Pradesh	↑5,292 7,39,719	48,661	↑6,102 6,84,930	↑42 6,128	0	↑66.9K 63.5L	6.6%
Karnataka	↑10,704 6,79,356	1,17,143	↑9,613 5,52,519	↑101 9,675	19	↑1.1L 56.3L	17.2%
Tamil Nadu	↑5,088 6,40,943	44,437	↑5,718 5,86,454	↑68 10,052	0	↑87.3K 80.4L	6.9%
Uttar Pradesh	↑3,133 4,27,459	42,552	↑3,690 3,78,662	↑45 6,245	0	↑1.7L 1.1Cr	10%
Delhi	↑2,726 3,00,833	22,232	↑2,643 2,72,948	↑37 5,653	0	↑53.3K 34.8L	7.4%
West Bengal	↑3,526 2,84,030	28,854	↑2,970 2,49,737	↑63 5,439	0	↑42.4K 35.7L	10.2%
Kerala	↑5,445 2,58,851	90,579	↑7,003 1,67,256	↑24 931	85	↑62.7K 34L	35%

Odisha		↑3,144 2,44,142	26,131	↑3,312 2,16,984	↑16 1,027	0	↑49.9K 36.2L	10.7%
Telangana		↑1,896 2,06,644	26,368	↑2,067 1,79,075	↑12 1,201	0	↑50.4K 34L	12.8%
Bihar		↑1,244 1,92,671	11,384	↑1,006 1,80,357	↑2 929	1	↑1L 81L	5.9%
Assam		↑1,188 1,91,397	30,767	↑2,198 1,59,833	↑9 794	3	↑32.4K 37.7L	16.1%
Rajasthan		↑2,138 1,52,605	21,382	↑2,092 1,29,618	↑15 1,605	0	↑23.5K 32.9L	14%
Gujarat		↑1,278 1,47,950	16,386	↑1,266 1,28,023	↑10 3,541	0	↑52.5K 48.6L	11.1%
Madhya Pradesh		↑1,715 1,42,022	16,788	↑2,420 1,22,687	↑29 2,547	0	↑30.8K 23.2L	11.8%
Haryana		↑1,284 1,38,682	10,867	↑1,426 1,26,267	↑20 1,548	0	↑26.6K 21.3L	7.8%
Chhattisgarh		↑2,873 1,34,612	27,427	↑2,199 1,06,027	↑24 1,158	0	↑27.8K 12.7L	20.4%
Punjab		↑848 1,21,716	10,775	↑1,615 1,07,200	↑29 3,741	0	↑27.9K 20.5L	8.9%
Jharkhand		↑784 90,486	9,272	↑1,263 80,439	↑8 775	0	↑42.1K 25.4L	10.2%
Jammu and Kashmir		↑696 81,793	11,482	↑1,336 69,020	↑9 1,291	0	↑18.7K 17.8L	14%
Uttarakhand		↑400 53,359	7,849	↑904 44,535	↑14 702	273	↑12.2K 7.9L	14.7%
Goa		↑432 37,102	4,716	↑458 31,902	↑7 484	0	↑1.4K 2.7L	12.7%
Puducherry		↑378 30,539	4,727	↑326 25,256	↑5 556	0	↑4.7K 2.3L	15.5%
Tripura		↑214 27,756	4,389	↑389 23,043	↑3 301	23	↑2.1K 4.1L	15.8%
Himachal Pradesh		↑213 16,778	2,943	↑267 13,583	↑7 233	↓8 19	↑2.5K 3.2L	17.5%
Chandigarh		↑102 12,922	1,392	↑154 11,344	↑4 186	0	↑754 84.2K	10.8%
Manipur		↑190 12,679	2,877	↑115 9,719	↑3 83	0	↑12.2K 2.7L	22.7%
Arunachal Pradesh		↑212 11,479	2,778	↑283 8,679	↑1 22	0	↑2.4K 2.7L	24.2%
		↑123		↑138				

Meghalaya	↑125 7,288	2,396	↑1,892 4,832	60	0	1.6L	32.9%
Nagaland	↑21 6,736	1,149	↑66 5,516	12	59	↑473 84K	17.1%
Ladakh i	↑100 4,902	1,289	↑39 3,550	63	0	59.8K	26.3%
Andaman and Nicobar Islands	↑17 3,952	190	↑11 3,707	↑1 55	0	65.1K	4.8%
Sikkim	↑12 3,246	544	↑35 2,569	↑1 52	81	↑52 52K	16.8%
Dadra and Nagar Haveli and Daman and Diu	↑11 3,129	105	↑15 2,994	2	28	-	3.4%
Mizoram	↑2 2,150	224	↑31 1,926	0	0	↑879 85.7K	10.4%
India	↑70,824 69,03,812	8,93,041	↑78,745 59,03,207	↑967 1,06,521	↓5 1,043	8.3Cr	12.9%