

English

COVID19INDIA



Search your district or state

10 Oct, 12:13 AM IST

Confirmed

+73,220

Recovered

+82,292

Deceased

+929

69,77,000



77 59,85,505











1,07,450



10L

State/UT	Confirmed	Active	Recovered	Deceased	Tested
Maharashtra	↑12,134 15,06,018	2,36,491	↑17,323 12,29,339	↑302 39,732	↑83.2K 74.9L
Andhra Pradesh	↑5,145 7,44,864	47,665	↑6,110 6,91,040	↑31 6,159	↑70.5K 64.2L
Karnataka	↑10,913 6,90,269	1,18,851	↑9,091 5,61,610	↑114 9,789	↑1.1L 57.4L
Tamil Nadu	↑5,185 6,46,128	44,197	↑5,357 5,91,811	↑68 10,120	↑97.1K 81.4L
Uttar Pradesh	↑3,207 4,30,666	41,287	↑4,424 3,83,086	↑48 6,293	↑1.7L 1.2Cr
Delhi	↑2,860 3,03,693	21,955	↑3,098 2,76,046	↑39 5,692	↑49.1K 35.2L
West Bengal	↑3,573 2,87,603	29,296	↑3,069 2,52,806	↑62 5,501	↑42.5K 36.1L
	↑9,250		↑8,048	↑25	↑48.5K

Kerala		17,200 2,68,101	91,756	10,070 1,75,304	120 956	100.5K 34.7L
Odisha		2,697 2,46,839	25,407	3,404 2,20,388	17 1,044	45.2K 36.6L
Telangana		1,891 2,08,535	26,374	1,878 1,80,953	7 1,208	53.1K 34.5L
Bihar		1,155 1,93,826	11,110	1,424 1,81,781	5 934	99.5K 82L
Assam		1,019 1,92,416	29,710	2,068 1,61,901	8 802	31.6K 38L
Rajasthan		2,180 1,54,785	21,398	2,148 1,31,766	16 1,621	20.7K 33.1L
Gujarat		1,243 1,49,193	16,102	1,518 1,29,541	9 3,550	51.7K 49.1L
Madhya Pradesh		1,607 1,43,629	16,168	2,200 1,24,887	27 2,574	28K 23.5L
Haryana		1,250 1,39,932	10,830	1,273 1,27,540	14 1,562	26.5K 21.6L
Chhattisgarh		2,958 1,37,570	27,439	2,908 1,08,935	38 1,196	30.9K 13L
Punjab		743 1,22,459	10,153	1,333 1,08,533	32 3,773	30.7K 20.8L
Jharkhand		768 91,254	8,819	1,215 81,654	6 781	37.8K 25.8L
Jammu and Kashmir		636 82,429	11,144	959 69,979	15 1,306	19.7K 18L
Uttarakhand		704 54,063	7,289	1,239 45,774	14 716	12.9K 8L
Goa		489 37,591	4,783	415 32,317	7 491	1.8K 2.7L
Puducherry		365 30,904	4,803	287 25,543	2 558	5K 2.3L
Tripura		223 27,979	4,197	408 23,451	7 308	2.3K 4.1L
Himachal Pradesh		199 16,977	2,856	278 13,861	7 240	2.8K 3.2L
Chandigarh		63 12,985	1,292	161 11,505	2 188	1K 85.2K
		131		147	3	11.7K

Manipur		12,810	2,858	9,866	86	2.8L
Arunachal Pradesh		↑281 11,760	2,860	↑198 8,877	↑1 23	↑2.7K 2.7L
Meghalaya		↑127 7,388	2,424	↑71 4,903	↑1 61	1.7L
Nagaland		↑152 6,888	1,209	↑92 5,608	12	↑744 84.8K
Ladakh		4,902	1,289	3,550	63	60.7K
Andaman and Nicobar Islands		↑24 3,976	197	↑17 3,724	55	66.2K
Sikkim		↑33 3,279	504	↑71 2,640	↑2 54	↑340 52.4K
Dadra and Nagar Haveli and Daman and Diu		↑8 3,140	101	↑12 3,012	2	68.8K
Mizoram		↑7 2,157	183	↑48 1,974	0	↑285 86K
India		↑73,220 69,77,008	8,82,997	↑82,292 59,85,505	↑929 1,07,450	8.5Cr

India

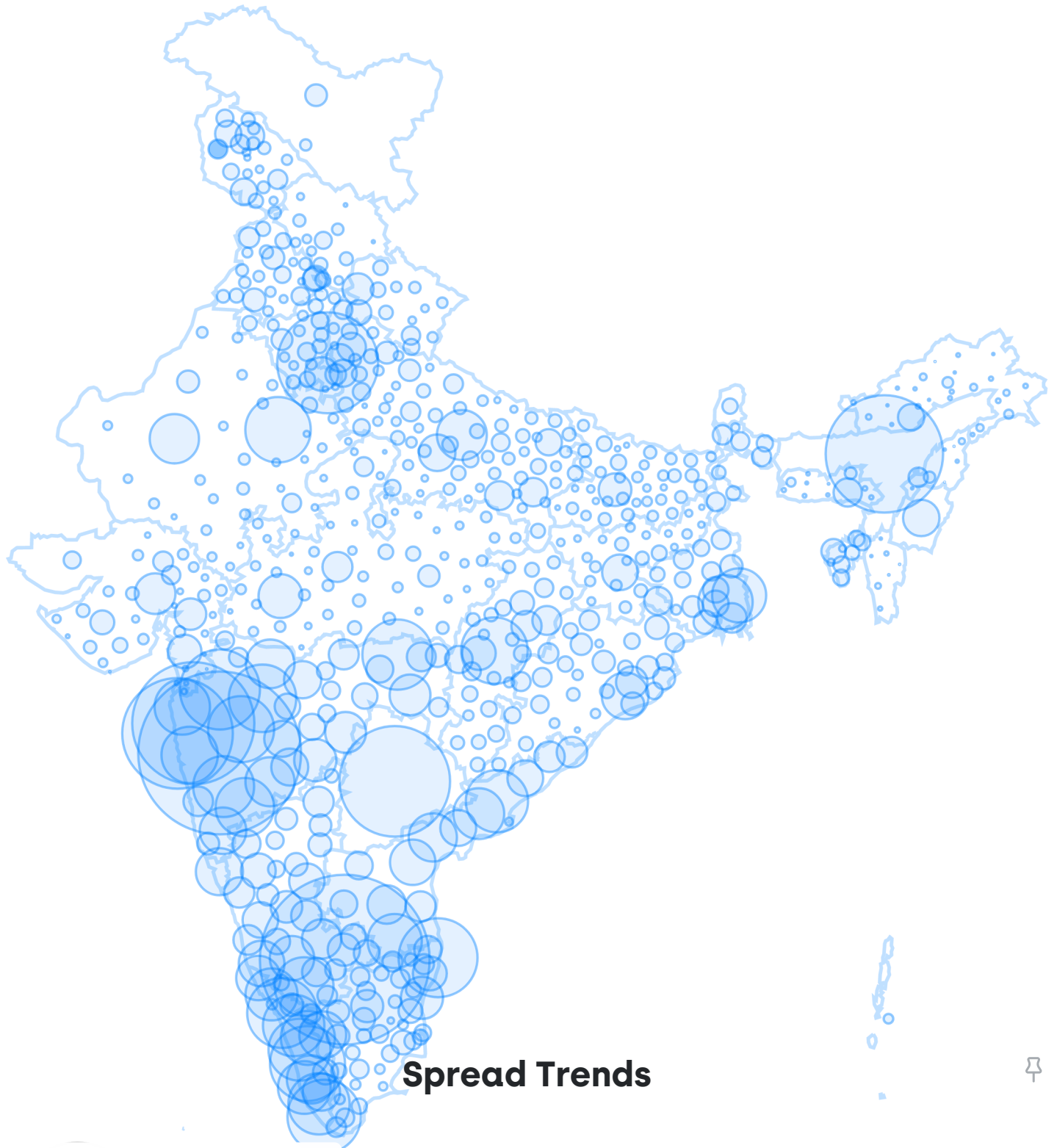
Last Updated on 10 Oct, 12:16 AM IST

Tested
8,46,34,680
As of 08 October
per source

Punch

764
Active





Cumulative

Daily

Scale Modes 8K

Uniform

Logarithmic

Jammu and Kashmir



Beginning | 3 Months | 1 Month

ⓘ Tested chart is independent of uniform scaling

We stand with everyone fighting on the frontlines

